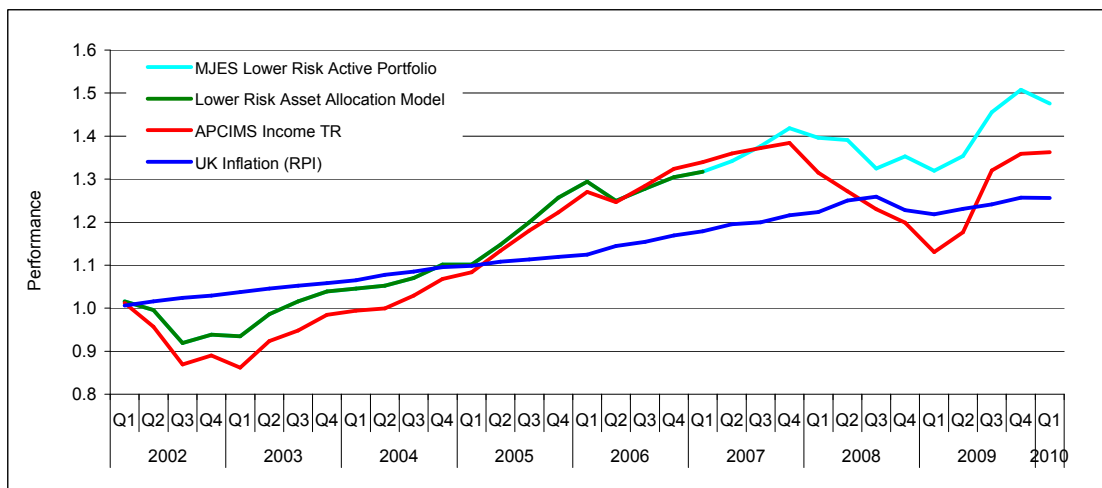




Merchant John East Securities

Monday 01 March 2010

Lower Risk Portfolio



	Annualised Performance			Annual Performance		
	1 Week	MTD	YTD	2009	2008	2007
MJES Lower Risk Active Portfolio	0.18%	0.95%	-2.13%	11.17	-4.65	8.58
APCIMS Income	0.61%	2.12%	0.28%	14.22	-12.90	4.92
Inflation (UK RPI)		-0.05%	-0.05%	1.90	0.95	4.05

Source: Bloomberg, Merchant John East Securities

Recent Changes

Last week's view that inflation was being conservatively priced has begun to unwind as our selection of UK Index Linked Gilts generated positive relative and absolute performance. Conventional gilts though have continued to come under pressure as the possibility of a hung parliament looms. Our recent investment into the MJES Emerging Market Dynamic Note, which is able to take long/short market positions, has also performed well.

Portfolio Asset Allocation

Fixed Income	45%
Equities	40%
Other	15%

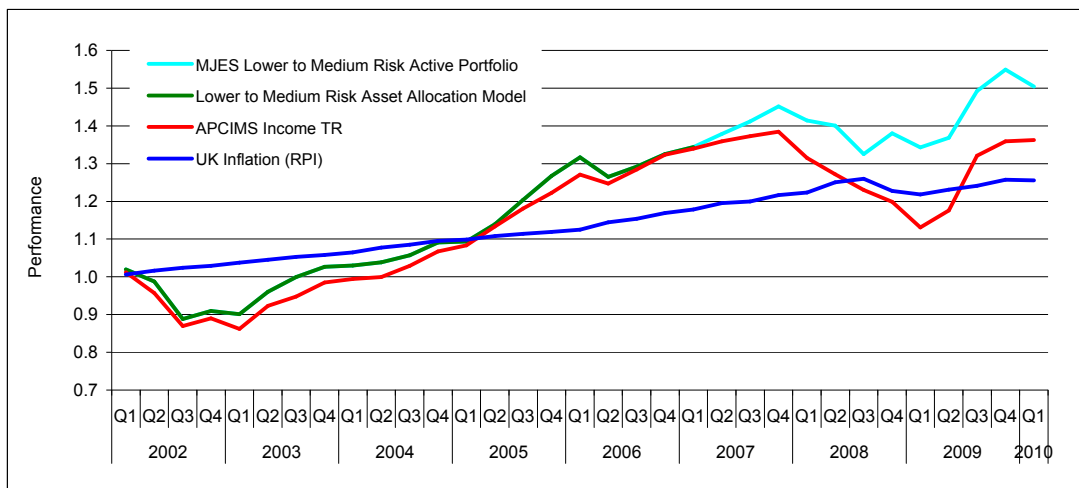
Important disclosures and disclaimer is at the end of this report



Merchant John East Securities

Monday 01 March 2010

Lower to Medium Risk Portfolio



	Annualised Performance			Annual Performance		
	1 Week	MTD	YTD	2009	2008	2007
MJES Lower to Medium Risk Active Portfolio	-0.11%	1.02%	-2.94%	11.91	-4.86	9.33
APCIMS Income	0.61%	2.12%	0.28%	14.22	-12.9	4.92
Inflation (UK RPI)		-0.05%	-0.05%	1.90	0.95	4.05

Source: Bloomberg, Merchant John East Securities

Recent Changes

Last week's view that inflation was being conservatively priced has begun to unwind as our selection of UK Index Linked Gilts generated positive relative and absolute performance. Conventional gilts though have continued to come under pressure as the possibility of a hung parliament looms. Our recent investment into the MJES Emerging Market Dynamic Note, which is able to take long/short market positions, has also performed well.

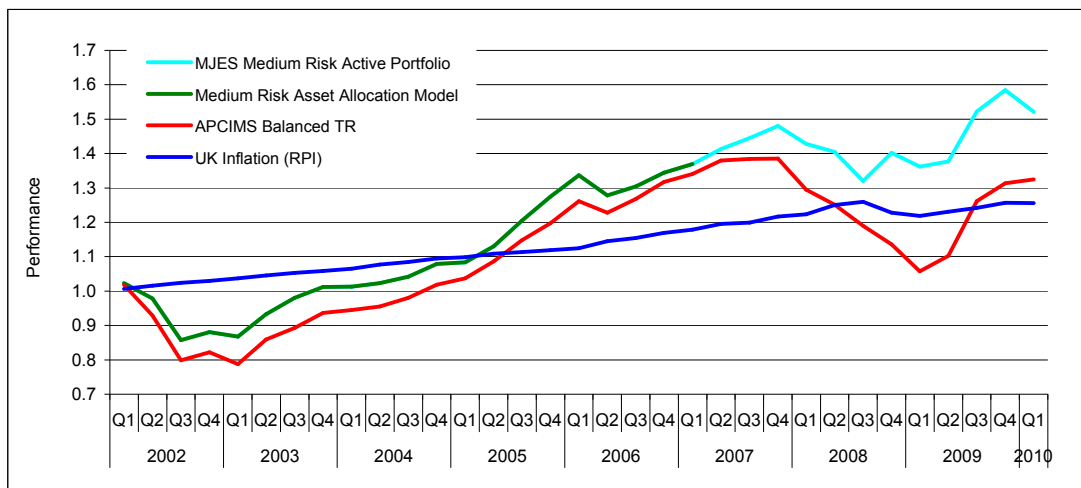
Portfolio Asset Allocation

Fixed Income	34%
Equities	51%
Other	15%

Important disclosures and disclaimer is at the end of this report



Medium Risk Portfolio



	Annualised Performance			Annual Performance		
	1 Week	MTD	YTD	2009	2008	2007
MJES Medium Risk Active Portfolio	-0.44%	1.03%	-4.00%	12.66	-5.29	9.94
APCIMS Balanced	0.54%	3.06%	0.88%	16.62	-17.3	5.66
Inflation (UK RPI)		-0.05%	-0.05%	1.90	0.95	4.05

Source: Bloomberg, Merchant John East Securities

Recent Changes

Last week's view that inflation was being conservatively priced has begun to unwind as our selection of UK Index Linked Gilts generated positive relative and absolute performance. Conventional gilts though have continued to come under pressure as the possibility of a hung parliament looms. Our recent investment into the MJES Emerging Market Dynamic Note, which is able to take long/short market positions, has also performed well.

Portfolio Asset Allocation

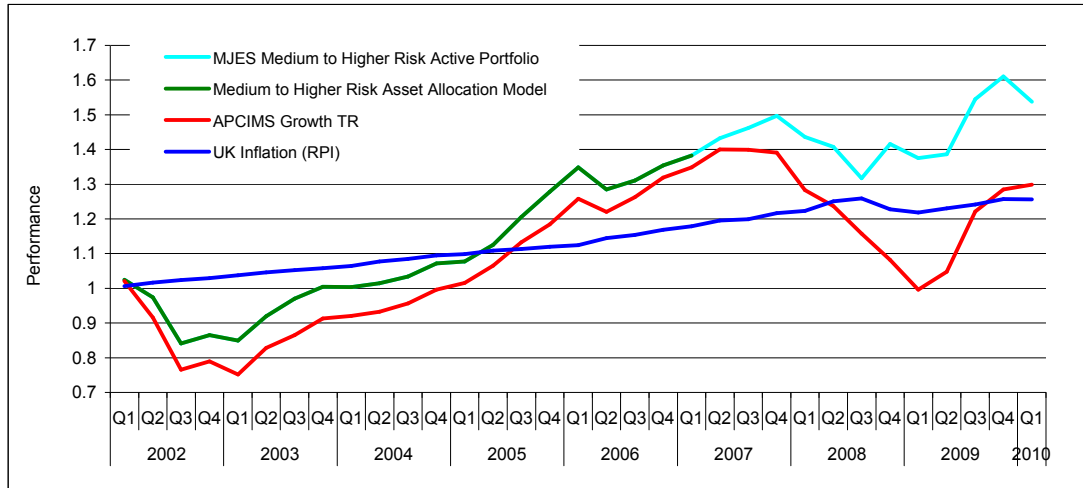
Fixed Income	23%
Equities	62%
Other	15%



Merchant John East Securities

Monday 01 March 2010

Medium to Higher Risk Portfolio



	Annualised Performance			Annual Performance		
	1 Week	MTD	YTD	2009	2008	2007
MJES Medium to Higher Risk Active Portfolio	-0.59%	1.07%	-4.48%	13.36	-5.40	10.31
APCIMS Growth	0.46%	3.81%	1.03%	19.76	-21.23	6.01
Inflation (UK RPI)		-0.05%	-0.05%	1.9	0.95	4.05

Source: Bloomberg, Merchant John East Securities

Recent Changes

Last week's view that inflation was being conservatively priced has begun to unwind as our selection of UK Index Linked Gilts generated positive relative and absolute performance. Conventional gilts though have continued to come under pressure as the possibility of a hung parliament looms. Our recent investment into the MJES Emerging Market Dynamic Note, which is able to take long/short market positions, has also performed well.

Portfolio Asset Allocation

Fixed Income	17%
Equities	68%
Other	15%

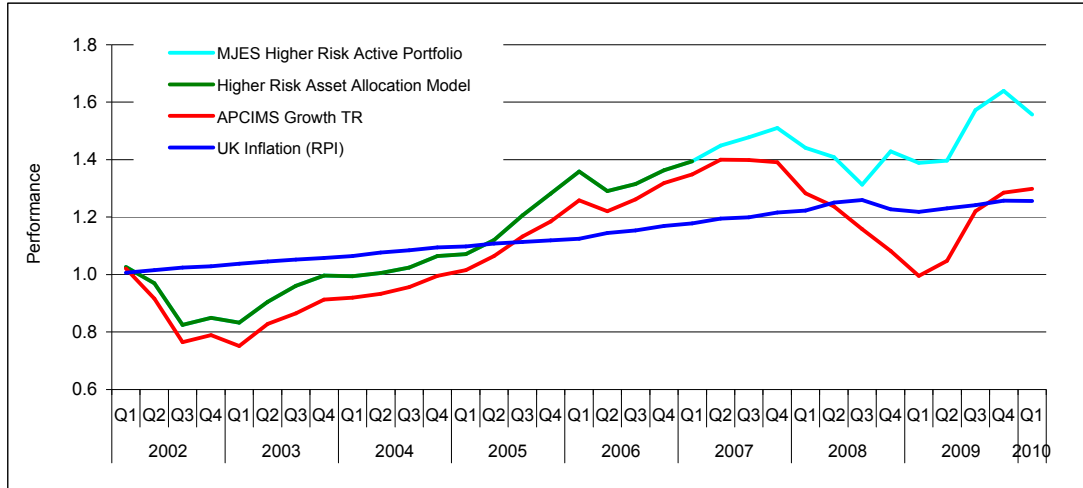
Important disclosures and disclaimer is at the end of this report



Merchant John East
Securities

Monday 01 March 2010

Higher Risk Portfolio



	Annualised Performance			Annual Performance		
	1 Week	MTD	YTD	2009	2008	2007
MJES Higher Risk Active Portfolio	-0.76%	1.06%	-5.05%	14.31	-5.43	10.64
APCIMS Growth	0.46%	3.81%	1.03%	19.76	-21.23	6.01
Inflation (UK RPI)		-0.05%	-0.05%	1.90	0.95	4.05

Source: Bloomberg, Merchant John East Securities

Recent Changes

Last week's view that inflation was being conservatively priced has begun to unwind as our selection of UK Index Linked Gilts generated positive relative and absolute performance. Conventional gilts though have continued to come under pressure as the possibility of a hung parliament looms. Our recent investment into the MJES Emerging Market Dynamic Note, which is able to take long/short market positions, has also performed well.

Portfolio Asset Allocation

Fixed Income	11%
Equities	74%
Other	15%

Important disclosures and disclaimer is at the end of this report



Merchant John East Securities

Monday 01 March 2010

Investment Products

Capital Protected Products

Name	Sector	Capital Protection	Underlying	Tax*	Ccy	Participation	Strike Level	Last Bid	Last Ask	Maturity Date
MS FTSE Hindsight Note	UK	90%	FTSE 100	CGT	GBP	140% capped at 59% index growth	3715.2	120.21	121.22	24/7/14
MS FTSE Hindsight Note II	UK	90%	FTSE 100	CGT	GBP	140% capped at 50% index growth	4243.22	104.63	105.64	30/4/15
EuroStoxx Accelerator 2	Europe	95%	DJ EuroStoxx 50	CGT	GBP	175%	3870.89	92.65	93.65	24/3/11
EuroStoxx Accelerator 4	Europe	100%	DJ EuroStoxx 50	CGT	GBP	160%	4463.52	92.57	93.57	1/6/12
Europe Enhanced [A]	Europe	90%	DJ EuroStoxx 50	CGT	GBP	10x up to 60% then 1.5x after index level above 60%	3316.61	81.15	82.15	5/8/13
Topix Accelerator 220%	Japan	90%	Topix Index	CGT	GBP	220%	1711.31	87.40	88.40	25/5/11
Topix Accelerator 185%	Japan	95%	Topix Index	CGT	GBP	185%	1583.72	92.25	93.25	16/12/10
Far East Ex-Japan 14A	Asia ex Japan	90%	KOSPI, MXTW, HKX, SGY, MXCN Index	CGT	GBP	160%	**	91.39	93.7	21/3/11
MS Emerging Market Note	Emerging Markets	90%	iShares MSCI Emerging Markets Index	CGT	GBP	150% capped at 50% (I)	32.82	106.99	108.99	15/7/15
BRIC 100%	Brazil, Russia, India & China	95%	ILF US, RDX, NIFTY, HSCEI Index	CGT	GBP	100%	100	108.68	111.68	7/3/10
Agrinvest	Soft Commodities	100%	DCI® Agriculture BNP Paribas Enhanced Index	CGT	GBP	130%	**	101.00	105.00	22/6/13
DDQ Commodities Turbo 8	Hard Commodities	90%	Oil, Gas, Heating oil, Al, Pb, Cu, Ni, Zn	CGT	GBP	345%	**	102.25	103.25	16/5/12
Diversified Commodity Bull Bear	Commodities	100%	Al, Cu, gas oil, Brent, coal, livestock	CGT	GBP	170% upside, 85% downside	**	114.40	116.90	17/9/13
EM 17 Emerging Markets	Emerging Markets	90%	MSUBP index	CGT	GBP	140%	144.34	89.23	90.73	16/3/10

Structured Capital At Risk Products

Name	Sector		Underlying	Tax*	Ccy	Participation	Strike level	Last Bid	Last Ask	Maturity Date
MS Income Note	Income		EuroStoxx 50	Inc	GBP	11.05 p p.a.	2385.9	112.72	113.73	25/11/11
MS Income Note II	Income		EuroStoxx 50	Inc	GBP	10.14 p p.a.	2281.45	110.43	111.44	23/01/12
3yr Inflation Note	Income		RPI	Inc	GBP	RPI x 1.6	n/a	107.63	109.63	26/08/11
EuroStoxx Income Note 3	Income		EuroStoxx 50	Inc	GBP	9 p p.a.	4087.12	56.75	57.75	28/02/13
MS Highest FTSE 100 Look Back Growth Note	UK		FTSE 100	CGT	GBP	100% upside and downside but maximum profit preserved	5356	95.49	96.49	07/12/15
MJES Long Short Dynamic Emerging Market Note	Emerging Markets		iShare MSCI Emerging Markets	CGT	GBP	participation ranges from 0 to 150% both long and short. Positive performance geared by 150%	**	100.15	102.15	00/01/00
MS US and Europe Leveraged	Europe, US		DJ EuroStoxx 50, S&P 500	CGT	GBP	200% on the upside 100% on the downside	**	91.46	92.47	11/09/15

* Tax Advice should be sought for certainty ** Basket - Please call for levels

Important disclosures and disclaimer is at the end of this report



Merchant John East
Securities

Contacts

Wayne Ellis	0207 375 9034	wayne.ellis@merchantsecurities.co.uk
Robert Clough	0207 375 9013	robert.clough@merchantsecurities.co.uk
Mike Porter	0207 375 9035	mike.porter@merchantsecurities.co.uk
James Peters	0161 233 0004	james.peters@merchantsecurities.co.uk





Merchant John East *Securities*

Disclosures

This document has been issued or approved for issue by Merchant John East Securities Limited (“MJES”) and has been forwarded to you solely for your information and should not be considered as an offer to sell, buy or subscribe to any securities or any derivative instrument or any other rights pertaining thereto (“financial instruments”). This document may not be reproduced without the consent of MJES.

The information and opinions expressed in this report have been compiled from sources believed to be reliable, but neither MJES, nor any of its directors, officers, or employees accepts liability from any loss arising from the use hereof or makes any representations as to its accuracy and completeness. Any opinions, forecasts or estimates herein constitute a judgement as at the date of this report. There can be no assurance that future results or events will be consistent with any such opinions, forecasts or estimates. No representation or warranty, express or implied is made regarding future performance. This information is subject to change without notice, its accuracy is not guaranteed, it may be incomplete or condensed and it may not contain all material information concerning the company or its subsidiaries. MJES is not agreeing to nor is it required to update the opinions, forecasts or estimates contained therein.

This report does not have regard to the financial situation and the particular needs of any specific person who may receive this report. You should seek financial advice regarding the appropriateness of investing in any securities, financial instrument or investment strategies discussed herein.

MJES (or its directors, officers or employees) may, to the extent permitted by law, own or have a position in the securities or financial instruments (including derivative instruments or any other rights pertaining thereto) of any company or related company referred to herein, and may add to or dispose of any such position in such securities or financial derivatives.

MJES may have issued other reports that are inconsistent with, and reach different conclusions from, the information presented in this report. Those reports reflect the different assumptions, views and analytical methods of the analysts who prepared them.

The securities or financial instruments described herein may not have been registered under the US Securities Act 1933, and may not be offered or sold in the United States of America or to US persons unless they have been registered under such Act, or except in compliance with an exemption from the registration requirements or such Act. The distribution of this document in other jurisdictions may be prohibited by rules, regulations and/or laws of such jurisdiction. Any failure to comply with such restrictions may constitute a violation of United States securities laws or the laws of any other such jurisdiction.

This document is confidential for the information of the addressee only and may not be reproduced in whole or in part, copies circulated, or disclosed to another party, without the prior consent of MJES or one of its subsidiaries or affiliates

This document has been approved by Merchant John East Securities Limited of John Stow House, 18 Bevis Marks, London EC3A 7JB. Merchant John East Securities Limited is Authorised and Regulated by the Financial Services Authority, whose address is: 25 the North Colonnade, Canary Wharf, London, E14 5HS and is a member of the London Stock Exchange. (Telephone number 0207 357 9010; Email: info@MerchantJohnEast.com).